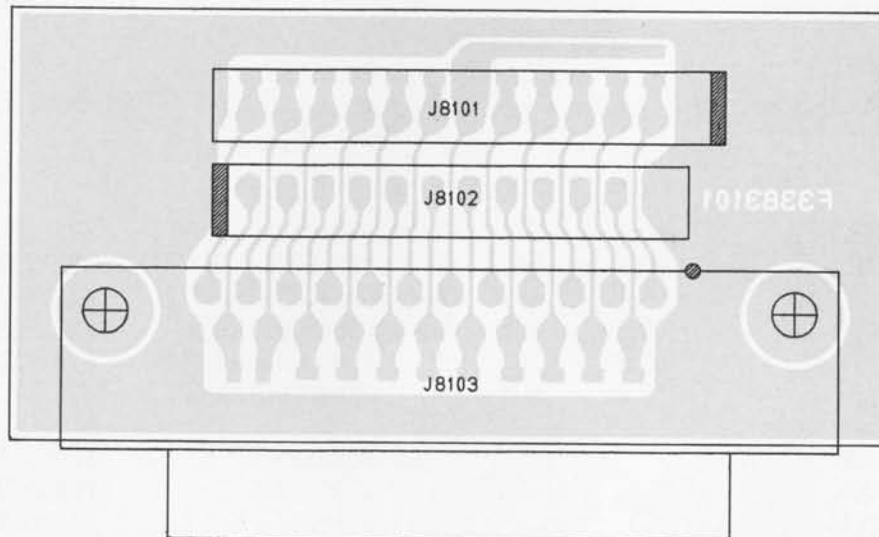
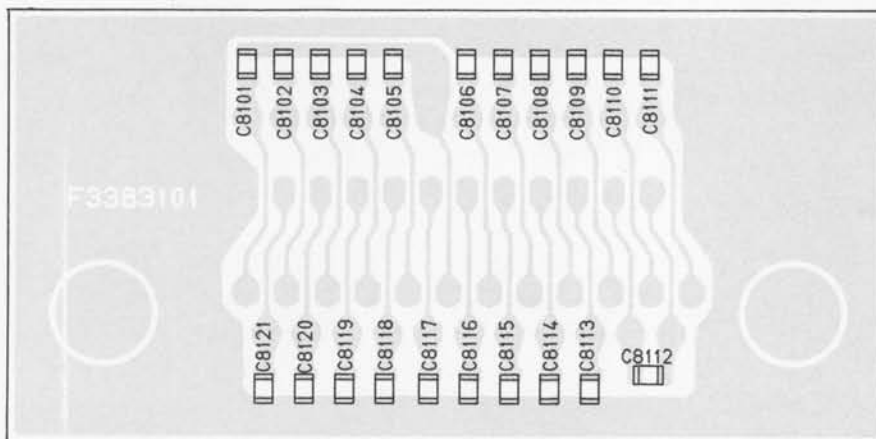


Parts Layout




obverse view of component side



obverse view of chip side

Circuit Diagram



DSUB UNIT

REF.	DESCRIPTION	VALUE	WV	TOL.	MFGR'S DESIG	YAESU P/N	VERS.
*** DSUB UNIT ***							
	PCB With Components					CA1319001	
	Printed Circuit Board					F3383101	
C 8101	CHIP CAP.	100pF	50V	CH	GRM40CH101J50PT	K22170235	
C 8103	CHIP CAP.	100pF	50V	CH	GRM40CH101J50PT	K22170235	
C 8104	CHIP CAP.	100pF	50V	CH	GRM40CH101J50PT	K22170235	
C 8105	CHIP CAP.	100pF	50V	CH	GRM40CH101J50PT	K22170235	
C 8106	CHIP CAP.	100pF	50V	CH	GRM40CH101J50PT	K22170235	
C 8112	CHIP CAP.	100pF	50V	CH	GRM40CH101J50PT	K22170235	
J 8101	CONNECTOR				SC25-13WS	P0090632	
J 8102	CONNECTOR				SC25-12WS	P0090631	
J 8103	CONNECTOR				JBY-25S-1A3F	P1090815	

DSUB-UNIT

J6101
P0090632

J6103
P1090815

GND
+13.8V
~~TX AUD IN~~
TONE OUT
AUDIO OUT
DISC IN
A GND
S IN
COAX SW
NSQ OFF
NSQ DET
PTT
BASE

GND
DCS OUT
TONE DET
TONE OFF
TX
AUDIO MUTE
SQL LOW
REMOTE D0
REMOTE D1
REMOTE D2
RST (+)
RST (-)

GND
+13.8V
~~TX AUDIO IN~~
TONE IN
AUDIO IN
DISC OUT
A GND
S OUT
~~NSQ OFF~~
~~PTT~~
BASE
GND
DCS IN
~~TONE OFF~~
AUDIO MUTE
SQL LOW
REMOTE D0
REMOTE D1
REMOTE D2
RST (+)
RST (-)

Tx AUD IN

TX AUDIO IN

S

CB112
100Ω CH

CB106
100Ω CH

CB105
100Ω CH

CB104
100Ω CH

CB103
100Ω CH

CB101
100Ω CH

J6102
P0090631

